


A close-up photograph of a dark-stained wooden table edge. The wood grain is visible and runs diagonally across the frame. The text 'REEF' and 'EDGE' is printed in a bold, white, sans-serif font, stacked vertically. A thin white horizontal line is positioned below the word 'EDGE'. The background is a plain, light gray.

REEF
EDGE

craster

REEF EDGE

The Reef edge is a new addition to our Conference and Banqueting range. The aesthetic and the longevity of your tables will be ensured by this highly resistant piece of technology which offers the perfect solution for frequent set-up, breakdown and back of house storage.



REEF EDGE 700 SERIES TABLE TOPS - SQUARE

Product Code: CB_UT7040
Material: HPL, PU
Dimensions: (700 x 700 x 25mm)
(27.6 x 27.6 x 0.9")



REEF EDGE 800 SERIES TABLE TOPS - SQUARE

Product Code: CB_UT8040
Material: HPL, PU
Dimensions: (800 x 800 x 25mm)
(31.5 x 31.5 x 0.9")



REEF EDGE 700 SERIES TABLE TOPS - RECTANGULAR

Product Code: CB_UT7140
Material: HPL, PU
Dimensions: (700 x 1400 x 25mm)
(27.6 x 55.1 x 0.9")



REEF EDGE 800 SERIES TABLE TOPS - RECTANGULAR

Product Code: CB_UT8140
Material: HPL, PU
Dimensions: (800 x 1600 x 25mm)
(31.5 x 62.9 x 0.9")

Craster creates innovative luxury product ranges for premium Hotel, Retail and Restaurant groups. We bring together exceptional design and manufacturing talent and offer a complete product development solution from the inception of the idea to delivery of the product.

All Designs and Images are the sole property of Craster, Ltd.

Tel (UK): +44 (0)203 004 4750
Tel (USA): +1 732 543 7862

Email: info@craster.com
Web: www.craster.com

craster
Luxury Products for Hotel and Restaurant Projects


HAVING AN EDGE WITHOUT THE NOISE

The manufacturing process of the reef edge has enabled us to remove the locators that usually sit in our wooden table tops, reducing the contact noise between tops and legs.

The reef edge is 5mm thick, with a slight protruding lip which improves the grip when lifting the top.



REEF EDGE




AN UNBREAKABLE BOND

The Reef Edge is chemically bonded to the table substrate, ensuring that it is permanently fixed to the table top.

Manufacturing Process:

The table tops are placed inside a mould and a polymer component is injected into the remaining cavity around the edge. The resulting edge is a durable super hard rubber-like profile, preventing issues common in standard edging solutions.

THANK YOU



REEF EDGE - EXCEPTIONAL DURABILITY

craster